


AIR FORCE

TULANE

THE FALCONS VERSUS THE


GREEN WAVE



PRICE \$1.00 • FALCON STADIUM • OCTOBER 12, 1974



F. LEWIS '74



THE 1974 AIR FORCE MAGAZINE

TABLE OF CONTENTS

Academy Hatches New Idea ..	2	Starting Lineups	25	Falcon Managers	39
Today's Game	5	Green Wave Alphabetical		All-Time Series Standing	40
Falcon Stadium	6	Roster	27	Falcon Swimming	
Air Force Officials	7	Tulane University	28	Season Outlook	41
Air Force Coaches		Tulane University Faculty		All-Time Grid Records	43
and Athletic Director	8	and Coaching Staff	29	Academy Jumpers Set First .	43
Falcon Team Photo	9	Tulane University Players .	30-33	1974 Grid Stats (4 Games) ..	44
Falcon Co-Captains	10	Green Wave Player Stats	33	Tiner - A Bang of a Coach ..	45
Falcon Players	11-19	Dave Lawson	34	Official Signals	46
When Air Force Has The Ball	20	Meet the Falcons	35	Composite Opponent Schedule	47
When Tulane Has The Ball ..	21	Falcon Basketball Outlook ...	37	See This Navy Star in	
Falcon Alphabetical Roster ..	22	Future Schedules		The Next Home Game	48
		and Falcons' Best	38		

Academy Hatches New Idea

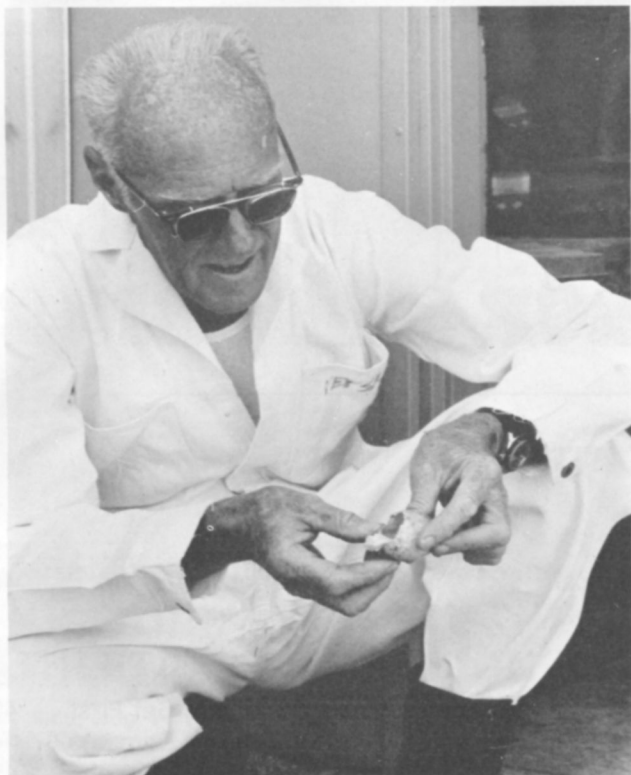
By TSgt. Jim Caldwell

The hatching of four prairie falcons last May at the Air Force Academy marked the first success in the school's falconers attempts to breed the Academy's mascot.

Dr. James C. McIntyre, head of the Academy falconry program, hopes the hatchings are a beginning to a successful breeding program which will eventually help maintain the Colorado prairie falcon population.

The eyases, or baby falcons, were hatched from five eggs laid by a nine-year old mother falcon which weighs about 35 ounces. The male, or tiercel, is seven years old and weighs about 20 ounces.

"If we continue to have good luck in breeding the prairies, it means the birds we don't need can be turned back to the wild," McIntyre said. "The Academy hopefully will never have to take another bird out of the wild."



HEAD FALCONER — Dr. James C. McIntyre, director of the Air Force Academy falconry program, inspects the only prairie falcon egg, from a clutch of five, that failed to hatch in May at the Academy. McIntyre began trying to breed falcons four years ago and the four eyases, baby falcons, that were hatched were the first successes for him. Dr. McIntyre hopes the breeding continues so the Academy can return birds to the wild to increase the Colorado prairie falcon population. Prairie falcons are used in the school's flying demonstrations and the falconers obtain the birds from their habitats under an agreement with the Colorado State Fish and Game Department. (USAF Academy Photos By Bill Madsen.)

Old Method Inefficient

Before Dr. McIntyre was assigned to the Academy in 1964, school falconers had been capturing about 10 prairie falcons a year under an agreement with the Colorado State Fish and Game Department. McIntyre felt that method was inefficient since it caused an excess of birds in the Academy mews. Many had to be released each year after taking the effort to capture new ones. He limited the number of falcons captured each year to those needed to continue the school's falconry program.

Then in 1970 he began trying to breed the birds and used several species in the program.

Currently the Academy has in its mews nine prairie falcons; one Arctic gyrfalcon; an Alaska gray gyrfalcon; a peregrine; a lanner (Arabian) falcon; and a kestrel, normally called a sparrow hawk.



FIRST FALCONS — Two three-day-old baby falcons, or eyases, begin their adjustment to life outside their shells after becoming the first falcons to be bred in captivity at the Air Force Academy. They are among the clutch of four hatched in May from five eggs laid by a 32-

In Providing Falcon Mascot

Mascot Likes Own Mate


"One of the reasons we haven't had any luck until now is the bird's natural selection process," McIntyre said. "In the wild, the falcon chooses her mate. In captivity we select her mate for her and just hope it's the right combination.

"Falconers have found they have more success with eyases (captivity born falcons) than with passage birds (newly captured)," McIntyre said.

Although the breeding breakthrough was recently achieved at the Academy, others in Colorado have been successful, notably Dr. James E. Anderson, biologist at Colorado College in Colorado Springs. Anderson has bred peregrines.

"Most people and institutions who are breeding falcons are primarily interested in peregrines. They are the most endangered of the falcon species," McIntyre said.

"The reason we're concentrating on prairies is because we use them in our falconry program," he said.



GROWING UP — Three months after he was hatched in the Air Force Academy mews, one of the one of the prairie falcons has nearly all the markings and coloration he will have as an adult bird.



ounce falcon. Although the hatchings are the first for the Academy, it is not the first time falcons have been bred in captivity in Colorado. The new birds join the 14 falcons of six different species currently kept in the Academy mews.

Largest Breeding Program

Perhaps the largest breeding program in the U.S. is at Cornell University where for several years falconers have had success with peregrines and prairie falcons.

"The aim of the breeders is to replenish endangered species," McIntyre said. "Cornell has sent birds to Colorado to be returned to the wild, but the survival rate has not been good, due largely to the travel and changed environment.

"It will be better if we can raise the birds right here in Colorado. Although the prairie is not yet endangered, it will be soon. Man is taking over more and more of the prairie falcons' territory and they're not found in their usual places anymore.

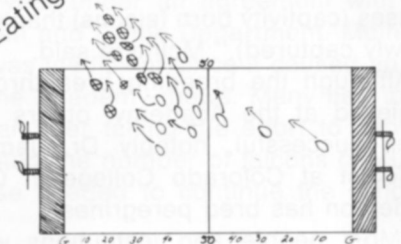
"There have been objections by some groups about breeding falcons. They feel the birds should be left alone. That doesn't make sense because if man is destroying the birds, then man should replace them if he can," McIntyre said.

BEFORE
the GAME and
AFTER the GAME
All Roads Lead to the
**SHERATON
MOTOR
INN**

DINING AND DANCING
— The Last Word in Comfort
and Convenience —

George Sweeney, Manager Tel. 598-5770
I-25 Exit 70E
8110 North Academy Blvd. Colorado Springs

AT TOUCHDOWN
Brock's
Eating & Drinking House



Dinners every evening.
Luncheon Monday thru Friday.

1765 North Academy Boulevard, North of
LaSalle Street, Rustic Hills North, Colorado
Springs, Colorado

Enjoy all sports more with NCAA publications!

Publication	Price	Month Available
<input type="checkbox"/> 1974 Football Guide	\$2.00	August
<input type="checkbox"/> 1974 Football Rules	\$1.00	April
<input type="checkbox"/> 1974 Football Rules Interpretations	\$1.00	April
<input type="checkbox"/> 1974 Read Easy Football Rules	\$1.00	May
<input type="checkbox"/> 1975 Wrestling Guide	\$2.00	September
<input type="checkbox"/> 1975 Swimming Guide	\$2.00	September
<input type="checkbox"/> 1975 Ice Hockey Guide	\$2.00	September
<input type="checkbox"/> 1975 Basketball Guide	\$2.00	October
<input type="checkbox"/> 1975 Gymnastics Rules	\$1.00	November
<input type="checkbox"/> 1975 Skiing Rules	\$1.00	November
<input type="checkbox"/> 1975 Track & Field Guide	\$2.00	December
<input type="checkbox"/> 1975 Baseball Guide	\$2.00	December
<input type="checkbox"/> 1974 Water Polo Rules	\$1.00	May
<input type="checkbox"/> 1974 Soccer Guide	\$2.00	June
<input type="checkbox"/> 1975 Basketball Rules	\$1.00	June
<input type="checkbox"/> 1975 Read Easy Basketball Rules	\$1.00	July

Check Your Order (indicate number of each book in box)

NCAA Publishing Service
P.O. Box 1906
Shawnee Mission, Kansas 66222

Name _____
Address _____
City _____ State _____ Zip _____

Enclosed please find check or money order for \$ _____
for which please send me the publications checked above.
MAKE CHECKS PAYABLE TO NCAA PUBLISHING SERVICE

Publication	Price	Month Available
<input type="checkbox"/> Baseball Statistics Rankings	\$7.00	Wkly. Apr.-June
<input type="checkbox"/> Football Record Book	\$2.00	August
<input type="checkbox"/> Football Statistics Rankings	\$7.00	Wkly. Sept.-Dec.
<input type="checkbox"/> Basketball Statistics Rankings	\$7.00	Wkly. Dec.-Mar.

National Collegiate Sports Services
420 Lexington Avenue
New York, New York 10017

Name _____
Address _____
City _____ State _____ Zip _____

Enclosed please find check or money order for \$ _____
for which please send me the publications checked above.
MAKE CHECKS PAYABLE TO NCSS

Publication	Price	Month Available
<input type="checkbox"/> Championships Records Book	\$3.00	September
<input type="checkbox"/> NCAA NEWS	\$6.00	19 issues per year

NCAA Publishing Service
P.O. Box 1906
Shawnee Mission, Kansas 66222

Name _____
Address _____
City _____ State _____ Zip _____

Enclosed please find check or money order for \$ _____
for which please send me the publications checked above.
MAKE CHECKS PAYABLE TO NCAA

Today's Game | AIR FORCE VS. TULANE

By Hal Bateman
Air Force Sports Information Director

Air Force and Tulane will be meeting for the first time in four years this afternoon but this time the Green Wave of Tulane will be the team protecting an undefeated record.

The last time the two intersectional rivals met was in 1970 at Falcon Stadium when Air Force had a 4-0 mark and a high national ranking. The Falcons went on to win that game 24-3 and eventually wound up in the Sugar bowl that season.

Tulane also wound up with a good season in 1970 and later defeated Colorado in the Liberty Bowl.

That 1970 victory gave the Falcons a 2-0 edge in the series. The only other meeting came in 1967 when Air Force scored a 13-10 triumph at New Orleans.

Like Air Force, Tulane is a major national independent and plays a varied schedule. In fact, the Green Wave will play three military schools this fall. They have already defeated Army, 31-14 and, of course, play Air Force today. Next week, Tulane returns home to meet The Citadel, the military school from South Carolina.

For those fans who saw the Colorado game last week, they witnessed one of the longest field goals in the history of major college football play.

The major college record for the longest field goal is 61 yards set by Ray Guy of Southern Mississippi against Utah State in 1972.

* * * * *

Split end Bar Farr is one of the most productive pass receivers in Falcon football history. In his three seasons of varsity play, Farr has caught a total of 27 passes but eight of them have been for touchdowns, including three this season. In addition, Farr's average gain per catch has been 22.3 yards, a figure that will easily give him the Falcon career record in that department by the end of the season provided he maintains his present pace.

HOW THEY MATCH UP

AIR FORCE (1974 Record 1-3-0)

Coached by BEN MARTIN, 17th Year, Career Record 93-87-8

	AF	Opp.
Sept. 14 — IDAHO	37	0
Sept. 21 — at Oregon	23	27
Sept. 28 — at Wyoming	16	20
Oct. 5 — COLORADO	27	28
Oct. 12 — TULANE		
Oct. 19 — NAVY		
Oct. 26 — at Rutgers		
Nov. 2 — BRIGHAM YOUNG		
Nov. 9 — at Army		
Nov. 16 — ARIZONA		
Nov. 23 — at Notre Dame		

Mutual Opponent: Army

TOP INDIVIDUALS

(Four Game Totals)

	Atmps.	Net Yds.	Avg.	TDs
RUSHING				
Ken Wood, TB	58	207	3.6	7
Dave Reiner, TB	26	141	5.4	0
Chris Milodragovich, TB	28	110	3.9	0
PASSING				
Mike Worden, QB	50	35	6	521
Ken Vaughn, QB	21	12	2	169
RECEIVING				
John Covington, TE	10	144	14.4	0
Bob Farr, SE	8	192	24.0	3
Craig Adams, FLK	8	95	15.8	1
Dave Reiner, TB	6	60	10.0	0
PUNTING				
Tom Lange, P	9	409	45.4	
Dave Lawson, R-LB	8	276	34.5	
T.G. Parker, P-CB	1	16	16.0	

TULANE (1974 Record) 3-0-0

Coached by BENNIE ELLENDER, 4th Year, Career Record 73-36-4

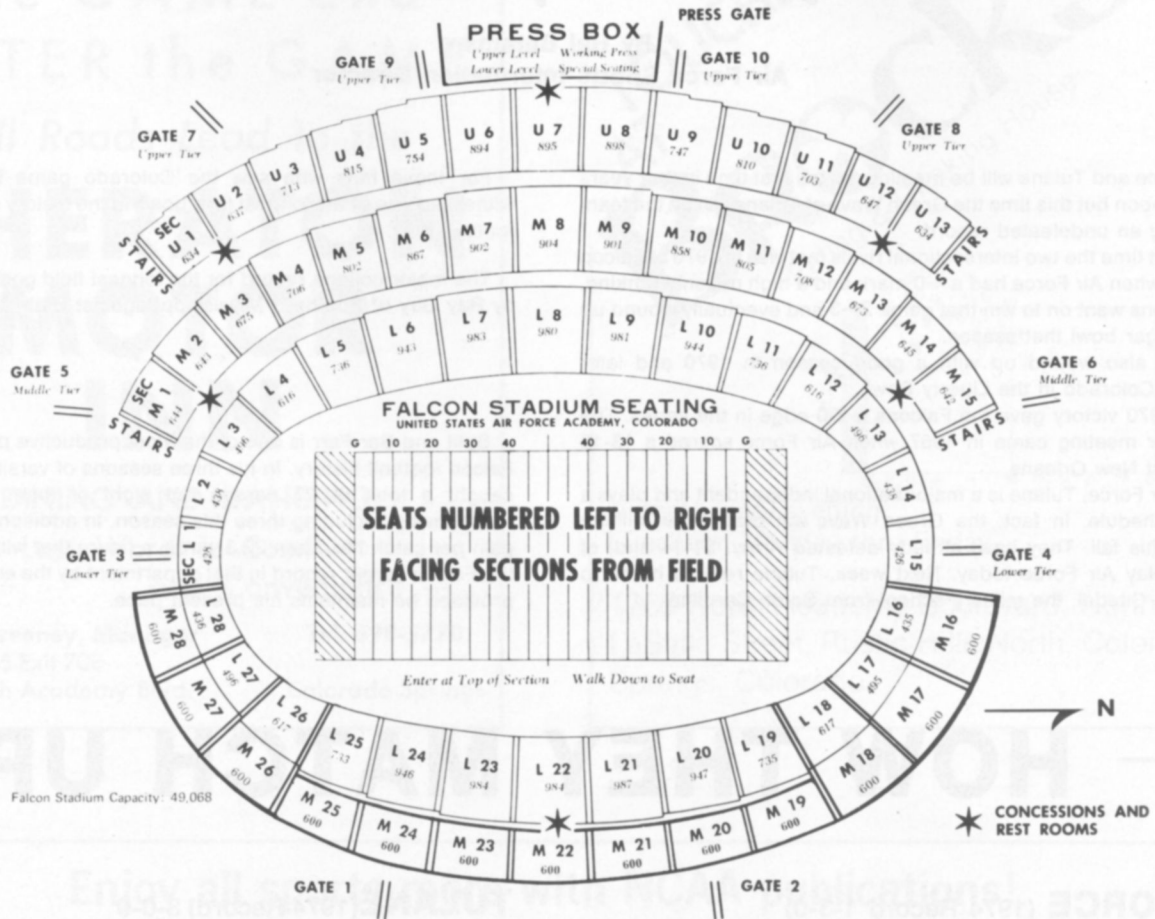
	TU	Opp.
Sept. 14 — SOUTHWESTERN LOUISIANA	17	16
Sept. 21 — at Army	31	14
Sept. 28 — WEST VIRGINIA	17	14
Oct. 12 — at Air Force		
Oct. 19 — THE CITADEL		
Oct. 26 — at Georgia Tech		
Nov. 2 — KENTUCKY		
Nov. 9 — at Boston College		
Nov. 16 — at Vanderbilt		
Nov. 23 — at LSU		
Nov. 30 — MISSISSIPPI		

TOP INDIVIDUALS

(Three Game Totals)

	Atmps.	Net Yds.	Avg.	TDs
RUSHING				
Gary Rudick, TB	41	183	4.5	0
Steve Treuting, TB	43	164	3.8	3
Steve Foley, QB	33	147	4.5	0
PASSING				
Steve Foley, QB	20	0	0	206
Terry Looney, QB	9	2	2	174
RECEIVING				
Darwin Willie, TE	8	118	14.7	1
Tom Fortner, FLK	6	58	9.7	0
Jaime Garza, FLK	5	92	18.4	2
PUNTING				
Howard McNeill, P-FLK	16	593	37.1	

FALCON STADIUM



Stadium Information

LOST AND FOUND

If you have lost or found an article before or during a game at Falcon Stadium check with the concession stand nearest your seat. If you find or have lost an article after the game check with the main concession stand under the press box on the west side of the stadium.

FIRST AID

Trained medical personnel are in attendance at all Air Force home games. In case of any emergency, report immediately to the head usher in your seating area. There are two first aid rooms and two first aid stations located in Falcon Stadium. These rooms are located in the east side building and on the third tier of the west side, directly under the press box. The stations are located off the walkways of the first and second tiers in the vicinity of the 50-yard line.

EMERGENCY CALLS

Individuals expecting emergency calls should file their seat section, row and seat number with the command post, which is located in the west side of the stadium in the press box. Their office number is 472-4538. A call number will then be used. **No special announcements are made over the public address system except in cases of gravest emergency. Please do not request this service needlessly.**

STADIUM FACTS

For natural beauty, Falcon Stadium is hard to surpass. Built into the base of the Rampart Range mountains, the modern facility also is one of the most functional sports structures in the country.

The concrete structure, built in a natural bowl, has 49,068 permanent seats and can hold up to 50,000 spectators with additional temporary bleachers. There is one level of seats on the east side and three tiers of seats on the west, each serviced by two concession stands and restroom areas. All seats are within easy walking distance of the 9,610-vehicle capacity parking lot which surrounds the stadium on three sides.

The stadium is easily accessible from divided U. S. Interstate 25 and the Academy's Stadium Boulevard which leads directly to the parking lot. (The stadium is approximately six miles from the South Gate entrance and about four miles from the North Gate entrance to the Academy.) There is also ample parking space for 300 commercial busses, plus a rail siding located just a few hundred yards from the bowl for special trains.

FOOD AND DRINK CONCESSION PRICES

COLD DRINK	35c	HOT DOG	50c
COFFEE	25c	HAMBURGER	60c
PEANUTS	25c	CIGARETTES	50c
CANDY APPLE	30c	CIGARS	15c
		CRACKERJACK	30c

THIS IS THE ACADEMY



MAJ. GEN. JAMES R. ALLEN
Superintendent

UNITED STATES AIR FORCE ACADEMY MISSION

To provide instruction and experience to each cadet so that he graduates with the knowledge and character essential to leadership and with the motivation to become a career officer in the United States Air Force.



BRIG. GEN. WILLIAM T. WOODYARD
Dean of Faculty

Location: Approximately 10 miles north of Colorado Springs, Colorado, at the base of the Rampart Range of the Rocky Mountains. The Academy site covers 18,000 acres.

Enrollment: 4,300 (approximate). Public Law 88-276 was signed by the President on March 3, 1964 authorizing an increase in strength of the Cadet Wing from 2,529 to 4,417.

Founded: Authorized April 1, 1954. The first class was received July 11, 1955. The first class was graduated in June 1959.



BRIG. GEN. HOYT S. VANDENBERG, JR.
Commandant of Cadets

Colors: Silver and Blue


Nickname: Falcons

Mascot: Falcon (Mach 1)

Curriculum: The U. S. Air Force Academy is neither an engineering nor a liberal arts college, but combines certain elements of both. It may be accurately described as a school of general education for professional Air Force Officers — a school which endeavors to give each cadet the knowledge and qualities of leadership required of an officer in the United States Air Force and a basis for continued development throughout a lifetime of service to his country, leading to readiness for responsibilities as a future air commander. A cadet who completes the 4-year course will graduate with a Bachelor of Science degree and a commission as a second lieutenant in the Regular Air Force.



COL. FRANK MERRITT
Director of Athletics




BEN MARTIN
Head Coach

AIR FORCE ACADEMY FOOTBALL COACHING STAFF



KNEELING (L-R): Spike Hillstrom, offensive line; Bernie Raetz, offensive backfield; Ben Martin, head coach; John Carney, linebackers; Terry Isaacson, receivers.
STANDING (L-R): Jerry Davitch, offensive line; Jack Braley, defensive backfield; Leland Kendall, defensive line; Jim Bowman, head freshman coach.

1974 AIR FORCE FALCONS



BOTTOM ROW (L-R): Rod Hennek, Bob Thompson, Bob Farr, Al Bready, Larry Fariss (Co-Captain), Terry Young (Co-Captain), Ralph Buron, Bill Murray, Wayne Willis, Joe Debes.

SECOND ROW (L-R): Bruce Fritzsche, Gary Potter, John Hazen, Craig Puz, Tom Peterson, Dave Lawson, Mike Scott, Rick McGraw, Corrie Kundert, Mike Mark.

THIRD ROW (L-R): Fred Lorenz, John Covington, Dave Podolny, Kevin White, Steve Schaefer, Ray Wild, Mike Gould, Tim Cantwell, Mike Renner, John Frozena.


FOURTH ROW (L-R): Doug Kupersmith, Al Nuytten, Rich Riche, Cliff Smith, Dave Reiner, Jim Monahan, Mike Worden, Chris Milodragovich, Brad Sharpe.

FIFTH ROW (L-R): Randy Spetman, Brian Carney, Phil Richmond, Mike Ellis, Tom Lange, Jim Dolan, Jeff Hass, Frank Cox, Ken Wood.

SIXTH ROW (L-R): Doug Downey, Jim Miller, Bill Withers, T. G. Parker, Mike Ryan, Craig Adams, Rob Shaw, Dwight Hartman, John Hunt.

TOP ROW (L-R): Dave Slack, Gary Mittelstadt, Darrell Mastin, Brian Lindell, John Michels, Mark Kenney, Ken Vaughn.

FALCON CO-CAPTAINS



LARRY FARISS
Senior Offensive Guard

TERRY YOUNG
Senior Defensive Tackle

MEET THE *Falcons*



CRAIG ADAMS

6-0, 160, So.
Havre, Mont.


22



AL BREADY

6-1, 186, Sr.
Cincinnati

47



SCOTT BREAM

6-1, 186, So.
San Leandro, Calif.

49



RALPH BURON

6-1, 206, Sr.
El Monte, Calif.

56



TIM CANTWELL

5-11, 169, Jr.
St. Louis


20



BRIAN CARNEY

6-3, 210, So.
Long Beach, Calif.

58



JOHN COVINGTON

6-6, 221, Jr.
Fullerton, Calif.

81



AIR FORCE ACADEMY

Team Members



FRANK COX

6-3, 208 Jr.
Del City, Okla.

85



JOE DEBES

6-5, 238, Sr.
Evansville, Ind.

71



JIM DOLAN

6-3, 210, Jr.
San Marcos, Tex.


84



DOUG DOWNEY

5-11, 185, So.
Scottsbluff, Neb.


23



MIKE ELLIS

6-3, 218, So.
Sweetwater, Tex.


73



LARRY FARISS

6-0, 221, Sr.
Medford, Ore.

61



BOB FARR

6-1, 175, Sr.
Glendale, Calif.


21

AIR FORCE ACADEMY

Team Members



BRUCE FRITZSCHE **52**
6-0, 208, Sr.
Highland Park, Ill.



JOHN FROZENA **89**
6-2, 180, Jr.
Manitowoc, Wis.



MIKE GOULD **18**
6-0, 192, Jr.
Kent, Ohio



DWIGHT HARTMAN **91**
6-2, 174, So.
Arvada, Colo.



JEFF HASS **69**
6-2, 208, Jr.
Aiken, S.C.



JOHN HAZEN **62**
6-3, 214, Jr.
Oswego, Ore.



ROD HENNEK **41**
5-11, 184, Sr.
Lexington, Neb.




AIR FORCE ACADEMY

Team Members



JOHN HUNT **16**
6-1, 201, So.
Englewood, Colo.




MARK KENNEY **55**
6-2, 216, So.
Mazon, Ill.



CORRIE KUNDERT **68**
5-11, 212, Sr.
Sacramento, Calif.




DOUG KUPERSMITH **72**
6-2, 220, Jr.
Grandview, Mo.



TOM LANGE **9**
5-10, 175, Jr.
Phoenix



DAVE LAWSON **64**
6-1, 219, Jr.
Shawnee Mission, Kan.



BRIAN LINDELL **90**
6-5, 210, So.
Moses Lake, Wash.

AIR FORCE ACADEMY

Team Members



FRED LORENZ
6-2, 225, Jr.
Cudahy, Wis.

51



MIKE MARK
5-5, 187, Sr.
Shreveport, La.

44




DARRELL MASTIN
6-2, 207, Jr.
Stillwater, Okla.

53




RICK MCGRAW
6-2, 195, Sr.
Universal City, Tex.

86




JOHN MICHELS
6-2, 212, So.
Bloomington, Minn.

54




JIM MILLER
5-10, 175, So.
Danville, Calif.

36




CHRIS MILODRAGOVICH
6-1, 208, Jr.
Butte, Mont.

40




AIR FORCE ACADEMY


Team Members



GARY MITTELSTADT **77**
6-5, 218, So.
Hartford, Wis.




JIM MONAHAN **35**
6-0, 210, So.
Ashland, Ohio



BILL MURRAY **87**
6-2, 223, Sr.
Kansas City, Mo.




AL NUYTEN **78**
6-1, 231, Jr.
Marshall, Minn.



THOMAS (T.G.) PARKER **26**
6-0, 183, So.
Sacramento, Calif.




TOM PETERSON **65**
5-11, 228, Sr.
Minneapolis



DAVE PODOLNY **42**
5-11, 185, So.
Cleveland

AIR FORCE ACADEMY

Team Members



GARY POTTER
6-4, 214, Jr.
Easton, Mass.

82



CRAIG PUZ
6-2, 226, Jr.
West Covina, Calif.

66




DAVE REINER
5-11, 187, So.
Richfield, Minn.

25



MIKE RENNER
6-0, 222, Jr.
Tacoma, Wash.

70




RICH RICHE
6-2, 218, Jr.
Lakewood, Calif.

63



PHIL RICHMOND
6-2, 228, So.
Long Beach, Calif.

75




MIKE RYAN
6-2, 182, So.
Memphis, Tenn.

88




AIR FORCE ACADEMY

Team Members



STEVE SCHAEFER **34**
6-2, 210, So.
Las Cruces, N.M.




MIKE SCOTT **24**
5-11, 188, Jr.
Alexandria, Va.



BRAD SHARPE **67**
6-3, 226, Jr.
Birmingham, Ala.



ROB SHAW **17**
6-2, 172, So.
Overland Park, Kan.



DAVE SLACK **60**
6-3, 210, So.
White Pigeon, Mich.




CLIFF SMITH **50**
5-10, 215, Jr.
San Antonio, Tex.



RANDY SPETMAN **83**
6-1, 201, Jr.
Council Bluffs, Iowa



BOB THOMPSON **7**
5-11, 172, Sr.
El Cajon, Calif.



KEN VAUGHN

6-1, 192, So.
Belleville, Ill.

8



KEVIN WHITE

6-2, 185, So.
LaMirada, Calif.


31



RAY WILD

6-2, 188, Jr.
Tucson, Ariz.

12



WAYNE WILLIS

6-1, 226, Sr.
Chandler, Ariz.

57



BILL WITHERS

6-1, 181, So.
Stanley, N.C.

27



KEN WOOD

6-0, 196, So.
Schofield, Wis.

45



MIKE WORDEN

6-1, 184, Jr.
Lakewood, Calif.

10



TERRY YOUNG

6-7, 226, Sr.
Green Bay, Wis.

74



WHEN AIR FORCE HAS THE BALL




TB
25 Reiner
45 Wood




FB
40 Milodragovich
34 Schaefer

FALCON OFFENSE



QB
10 Worden
8 Vaughn



FLK
47 Bready
22 Adams



TE
81 Covington
85 Cox



RT
71 Debes
79 Weidmann



RG
61 Fariss
66 Puz



C
57 Willis
53 Mastin



LG
62 Hazen
60 Slack



LT
77 Mittelstadt
65 Peterson



SE
21 Farr
89 Frozena



LE
88 Voltapetti
80 Lapeyre



LT
79 Hall
78 Norwood



RT
77 Brock
70 Bell



RE
89 Woodfin
86 Alexander

GREEN WAVE DEFENSE



LLB
55 Gueno
37 Bonvillian



NG
65 Olivari
54 Tatje



RLB
53 Chambers
47 Griffin



LHB
25 W. Washington
13 Mitchell



SS
21 Cline
46 Brown



FS
29 Lee
16 Keeffe



RHB
23 J. Washington
36 Green

WHEN TULANE HAS THE BALL



FLK
24 Fortner
22 Van Manen



FB
32 Clements
39 Robert



TB
44 Treuting
40 Rudick

TULANE OFFENSE

QB
10 Foley
13 Looney



SE
14 Garza
43 Anderson



LT
74 Rutledge
62 Bourgeois



LG
72 Delaney
67 Gullison



C
58 Gaston
56 Nix



RG
69 Arthur
61 Korf



RT
76 Mikkelsen
66 Joseph



TE
84 Willie
82 Morris



LE
82 Potter
32 Baumgarten



LT
75 Richmond
72 Kupersmith



MG
55 Kenney
50 Smith



RT
74 Young
70 Renner



RE
87 Murray
69 Hass

FALCON DEFENSE



LB
64 Lawson
68 Kundert



LB
58 Carney
56 Buron



CB
41 Hennek
36 Miller



ROV
12 Wild
7 Thompson



SAF
44 Mark
20 Cantwell



CB
24 Scott
26 Parker

AIR FORCE ACADEMY 1974 ROSTER

(Alphabetical)

No.	Name	Pos.	Ht.	Wt.	Cl.	Hometown	High School
22	Craig Adams	FL	6- 0	160	So.	Havre, Mont.	Havre
32	Tim Baumgarten	DE	6- 3	210	Fr.	Prairie du Sac, Wis.	Sauk Prairie
47	Al Bready**	FL	6- 1	186	Sr.	Cincinnati	Walnut Hills
49	Scott Bream	TB	5-11	180	So.	San Leandro, Calif.	Marina
56	Ralph Buron**	LB	6- 1	206	Sr.	El Monte, Calif.	Bishop Amat
20	Tim Cantwell*	SAF	5-11	169	Jr.	St. Louis	Christian Brothers
58	Brian Carney	LB	6- 3	210	So.	Long Beach, Calif.	St. Anthony
81	John Covington*	TE	6- 6	221	Jr.	Fullerton, Calif.	Sunny Hills
85	Frank Cox	TE	6- 3	208	Jr.	Del City, Okla.	Del City
71	Joe Debes**	OT	6- 5	238	Sr.	Evansville, Ind.	Rex Mundi
84	Jim Dolan	DE	6- 3	210	Jr.	San Marcos, Tex.	San Marcos
23	Doug Downey	SAF	5-11	185	So.	Scottsbluff, Neb.	Scottsbluff
73	Mike Ellis	DT	6- 3	218	So.	Sweetwater, Tex.	Sweetwater
61	Larry Fariss**	OG	6- 0	221	Sr.	Medford, Ore.	Medford
21	Bob Farr**	SE	6- 1	175	Sr.	Glendale, Calif.	Pater Noster
52	Bruce Fritzsche	MG	6- 0	208	Sr.	Highland Park, Ill.	Deerfield
89	John Frozena*	SE	6- 2	180	Jr.	Manitowoc, Wis.	Roncalli
18	Mike Gould*	ROV	6- 0	192	Jr.	Kent, Ohio	Kent
91	Dwight Hartman	SE	6- 2	174	So.	Arvada, Colo.	West
69	Tim Hass*	LB	6- 2	208	Jr.	Aiken, S. C.	St. Angela
62	John Hazen*	OG	6- 3	214	Jr.	Lake Oswego, Ore.	Oswego
41	Rod Hennek**	CB	5-11	184	Sr.	Lexington, Neb.	Lexington
16	John Hunt	ROV	6- 1	201	So.	Englewood, Colo.	Cherry Creek
55	Mark Kenney	MG	6- 2	216	So.	Mazon, Ill.	St. Bede
68	Corrie Kundert**	LB	5-11	212	Sr.	Sacramento	Mira Loma
72	Doug Kupersmith*	DT	6- 2	220	Jr.	Grandview, Mo.	Ruskin
9	Tom Lange*	P	5-10	175	Jr.	Phoenix	East
64	Dave Lawson**	LB-K	6- 1	219	Jr.	Shawnee Mission, Kan.	North
90	Brian Lindell	TE	6- 5	210	So.	Moses Lake, Wash.	Moses Lake
51	Fred Lorenz	C	6- 2	225	Jr.	Cudahy, Wis.	Cudahy
44	Mike Mark**	SAF	5- 9	187	Sr.	Shreveport, La.	Shreve
53	Darrell Mastin*	C	6- 2	207	So.	Stillwater, Okla.	Donart
86	Rick McGraw*	DE	6- 2	195	Sr.	Universal City, Tex.	Randolph
54	John Michels	OG	6- 2	212	So.	Bloomington, Minn.	Jefferson
36	Jim Miller	CB	5-10	175	So.	Danville, Calif.	San Ramon
40	Chris Milodragovich*	FB	6- 1	208	Jr.	Butte, Mont.	Public
77	Gary Mittelstadt	OT	6- 5	218	So.	Hartford, Wis.	Union
35	Jim Monahan*	FB	6- 0	210	So.	Ashland, Ohio	Ashland
87	Bill Murray**	DE	6- 2	223	Sr.	Kansas City	Oak Park
78	Al Nuytten	DT	6- 1	231	Jr.	Marshall, Minn.	Marshall
26	Thomas (T. G.) Parker	FLK	6- 0	183	So.	Sacramento, Calif.	Burbank
65	Tom Peterson**	OT	5-11	228	Sr.	Minneapolis	Wayzata
42	Dave Podolny	CB	5-11	185	So.	Cleveland	Cuyahoga Heights
82	Gary Potter*	DE	6- 4	214	Jr.	Easton, Mass.	Ames
66	Craig Puz*	OG	6- 2	226	Jr.	West Covina, Calif.	Edgewood
25	Dave Reiner*	TB	5-11	187	So.	Richfield, Minn.	Richfield
70	Mike Renner*	OT	6- 0	222	Jr.	Tacoma, Wash.	Bellarmine
63	Rich Riche	OG	6- 2	218	Jr.	Lakewood, Calif.	St. John Bosco
75	Phil Richmond	OT	6- 2	228	So.	Long Beach, Calif.	Artesia
88	Mike Ryan	SE	6- 2	182	So.	Memphis, Tenn.	Wooddale
34	Steve Schaefer	FB	6- 2	210	So.	Las Cruces, N. M.	Groveton
67	Brad Sharpe	OT	6- 3	226	Jr.	Birmingham, Ala.	Woodlawn
17	Rob Shaw	QB	6- 2	172	So.	Overland Park, Kan.	Shawnee Mission W.
60	Dave Slack	OG	6- 3	210	So.	White Pigeon, Mich.	White Pigeon
50	Cliff Smith*	MG	5-10	215	Jr.	San Antonio, Tex.	Churchill
83	Randy Spetman*	DE	6- 1	201	Jr.	Council Bluffs, Iowa	Lincoln
7	Bob Thompson**	ROV	5-11	172	Sr.	El Cajon, Calif.	Granite Hills
8	Ken Vaughn*	QB	6- 1	192	So.	Belleville, Ill.	East
79	Jim Weidmann	OT	6- 3	220	Fr.	Brookfield, Wis.	Waukesha Catholic
31	Kevin White	CB	6- 2	185	So.	LaMirada, Calif.	LaMirada
12	Ray Wild**	ROV	6- 2	188	Jr.	Tucson, Ariz.	Salpointe
57	Wayne Willis**	C	6- 1	226	Sr.	Chandler, Ariz.	Chandler
27	Bill Withers	CB	6- 1	181	So.	Stanley, N. C.	Stanley
45	Kenn Wood	TB	6- 0	196	So.	Schofield, Wis.	Everest
10	Mike Worden*	QB	6- 1	184	Jr.	Lakewood, Calif.	St. John Bosco
74	Terry Young*	DT	6- 7	226	Sr.	Green Bay, Wis.	Premontre

* - Letters Won



At home or
at the game...



We make your life delicious.

How about three cheers for French's, the all American mustard. Win or lose—rain or shine—it's always super. It outsells all the other brands combined. Rah! Rah! Rah!



THE R.T. FRENCH COMPANY • ONE MUSTARD ST., ROCHESTER, N.Y. 14609

AFTER THE GAME

Dine at *Holiday Inn*[®]

Delicious Steak and Seafood Entrees
Two Convenient Locations On Your Way Home

Sword & Stove Restaurant

Holiday Inn[®] CENTRAL

8th and Cimarron — I-25, Exit 60

Mountainview Restaurant

Holiday Inn[®] North

I-25 and Fillmore - Exit 64

50¢

DISCOUNT

Good food, good friends. Together.TM

Present this coupon to cashier on evening of game for a 50 cent discount for each member of your party off of any entree on your dinner menus.





Coca-Cola and "Coke" are registered trade-marks which identify the same product of The Coca-Cola Company.

AIR FORCE OFFENSE

21	Bob Farr	6-1	175	SE
77	Gary Mittelstadt	6-5	208	LT
62	John Hazen	6-3	214	LG
57	Wayne Willis	6-1	226	C
61	Larry Fariss	6-0	221	RG
71	Joe Debes	6-5	238	RT
81	John Covington	6-6	221	TE
10	Mike Worden	6-1	184	QB
40	Chris Milodragovich	6-1	208	FB
25	Dave Reiner	5-11	187	TB
47	Al Bready	6-1	186	FLK

FALCON DEFENSE

82	Gary Potter	6-4	214	LE
75	Phil Richmond	6-2	228	LT
55	Mark Kenney	5-2	211	MG
74	Terry Young	6-7	226	RT
87	Bill Murray	6-2	223	RE
64	Dave Lawson	6-1	211	LB
58	Brian Carney	5-3	210	LB
41	Rod Hennek	5-11	184	CB
44	Mike Mark	5-9	187	SAF
12	Ray Wild	6-2	188	ROV
24	Mike Scott	5-11	188	CB

9	Tom Lange	Punter
64	Dave Lawson	Punter
64	Dave Lawson	Placekicker

THE FALCON SQUAD

7	Thompson, ROV	56	Buron, LB
8	Vaughn, QB	57	Willis, C
9	Lange, P	58	Carney, LB
10	Worden, QB	60	Slack, OG
12	Wild, ROV	61	Fariss, OG
16	Hunt, ROV	62	Hazen, OG
17	Shaw, QB	63	Riche, OT
18	Gould, ROV	64	Lawson, LB-K
20	Cantwell, SAF	65	Peterson, OT
21	Farr, SE	66	Puz, OG
22	Adams, FLK	67	Sharpe, OT
23	Downey, SAF	68	Kundert, LB
24	Scott, TB	69	Hass, DE
25	Reiner, TB	70	Renner, OT
26	Parker, CB	71	Debes, OT
27	Withers, CB	72	Kupersmith, DT
31	White, CB	73	Ellis, DT
32	Baumgarten, DE	74	Young, DT
34	Schaefer, FB	75	Richmond, OT
35	Monahan, FB	77	Mittelstadt, OT
36	Miller, CB	78	Nuytten, DT
40	Milodragovich, FB	79	Weidmann, OT
41	Hennek, CB	81	Covington, TE
42	Podolny, CB	82	Potter, DE
44	Mark, SAF	83	Spelman, DE
45	Wood, TB	84	Dolan, DE
47	Bready, FLK	85	Cox, TE
49	Bream, TB	86	McGraw, DE
50	Smith, MG	87	Murray, DE
51	Lorenz, C	88	Ryan, SE
52	Fritzsche, MG	89	Frozena, SE
53	Mastin, C	90	Lindell, TE
54	Michels, OG	91	Hartman, SE
55	Kenny, MG		

TULANE DEFENSE

88	Cliff Voltapetti	6-3	201	LE
79	Charles Hall	6-6	260	LT
65	Mark Olivari	6-0	205	NG
77	Paul Brock	6-2	235	RT
89	Blane Woodfin	6-1	212	RE
25	Wyatt Washington	6-0	175	LHB
55	Jim Gueno	6-3	215	LLB
29	David Lee	6-3	180	FS
53	Rusty Chambers	6-2	215	RLB
21	Charles Cline	6-1	185	SS
23	John Washington	6-3	205	RHB

GREEN WAVE OFFENSE

14	Jaime Garza	5-11	170	SE
74	Rick Rutledge	6-4	265	LT
72	Dennis Delaney	6-2	242	LG
58	Cameron Gaston	6-3	241	C
69	Mike Arthur	6-3	256	RG
76	Ed Mikkelsen	6-4	251	RT
84	Darwin Willie	6-3	230	TE
10	Steve Foley	6-2	181	QB
32	Miles Clements	6-3	200	FB
44	Steve Treuting	6-2	200	TB
24	Tom Fortner	6-0	185	FLK

33	Howard McNeill	Punter
17	David Falgoust	Placekicker

THE GREEN WAVE SQUAD

10	Foley, QB	53	Chambers, LB
12	Looney, QB	54	Tatje, NG
13	Mitchell, DHB	55	Gueno, LB
14	Garza, FLK	56	Nix, C
15	Gilbert, QB	58	Gaston, C
16	Keeffe, FS	59	Joyce, LB
17	Falgoust, PK	60	Baker, OT
18	Bordes, DHB	61	Korf, OG
21	Cline, SS	62	Bourgeois, OT
22	Van Manen, FLK	63	Ronquillo, OG
23	J. Washington, DHB	65	Olivari, NG
24	Fortner, FLK	66	Joseph, NG
25	W. Washington, DHB	67	Gullison, OG
28	Cothran, TB	69	Arthur, OG
29	Lee, FS	70	Bell, DT
30	Huber, FB	72	Delaney, OG
32	Clements, FB	74	Rutledge, OT
33	McNeill, FLK-P	75	Villere, NG
36	Green, DHB	76	Mikkelsen, OT
37	Bonvillian, LB	77	Brock, DT
39	Robert, FB	78	Norwood, NG
40	Rudick, TB	79	Hall, DT
41	Price, FS	80	Lapeyre, DE
42	Lemon, TB	81	Mitchell, TE
43	Anderson, SE	82	Morris, TE
44	Treuting, TB	84	Willie, TE
46	Brown, SS	86	Alexander, DE
47	Griffin, LB	87	Pryor, DE
48	Kramer, TB	88	Voltapetti, DE
50	Baber, NG	89	Woodfin, DE
51	Andrews, C		

COCA-COLA BOTTLING COMPANY, COLORADO SPRINGS, COLORADO

It's the real thing. Coke.

Trade-mark ®

BEFORE
the GAME and
AFTER the GAME

All Roads Lead to the

SHERATON MOTOR INN

DINING AND DANCING

— The Last Word in Comfort
and Convenience —

George Sweeney, Manager
I-25 Exit 70E
8110 North Academy Blvd.

Tel. 598-5770
Colorado Springs



*comprehensive
replay*

of today's game
in tomorrow's

COLORADO SPRINGS
GAZETTE TELEGRAPH

SPECIALIZING IN

**STEAKS - SEAFOOD
PRIME RIB**

**Sir Sid's
RESTAURANT
& COCKTAIL
LOUNGE**



"NOT JUST ANOTHER RESTAURANT"

ENTERTAINMENT IN OUR LOUNGE

OPEN
DAILY

597-4091

we honor
MASTER CHARGE
the interbank card

1506 N. ACADEMY BLVD.
LOCATED CORNER OF PALMER PARK BLVD.
and ACADEMY BLVD.

Inside information.

Comfort and service. Traditional elegance and contemporary temptations.

All these are inside The BroAdmoor, as are name entertainers, award-winning restaurants, fashionable shops and Olympic-caliber ice skating.

Outside: All-season golf on two superb 18's, tennis, swimming, riding and the heart-lifting scenics of the Pikes Peak region. (Plus, in-season day or night skiing!)

And there's more to come: BroAdmoor West, a 150-room addition — plus still another championship 18-hole golf course. Expanded tennis facilities, too!

So whether you plan to spend your vacation inside or outside, choose The BroAdmoor — where you're always an "insider."

Even when you're outside.

The BRO^ADMOOR

Colorado Springs, Colorado 80901




1974 TULANE UNIVERSITY FOOTBALL ROSTER

(Alphabetical)

No.	Name	Pcs.	Ht.	Wt.	Cl.	Hometown	High School
86	Bryan Alexander*	DE	6-2	197	Jr.	Algiers, La.	Jesuit
43	Nick Anderson	SE	6-2	195	So.	Lake Charles, La.	LaGrange
51	Jim Andrews	C	6-4	235	Fr.	Roanoke, Va.	Patrick Henry
69	Mike Arthur*	OG	6-3	256	Jr.	New Orleans	Holy Cross
50	Brent Baber	NG	6-1	220	So.	Little Rock, Ark.	Parkview
60	Alan Baker*	OT	6-3	245	Jr.	Cameron, La.	South Cameron
70	Nathan Bell	DT	6-4	246	Jr.	Hammond, La.	Hammond
37	Kit Bonvillian*	LB	6-0	210	Jr.	Baton Rouge, La.	Istrouma
18	David Bordes*	DHB	5-11	180	Jr.	New Orleans	De La Salle
62	Brian Bourgeois*	OT	6-2	218	Sr.	Gramercy, La.	Lutcher
77	Paul Brock*	DT	6-2	235	So.	Mobile, Ala.	Univ. Military
46	Robert Brown*	SS	5-11	179	So.	Lexington, Ky.	Bryan Station
53	Rusty Chambers**	LB	6-2	215	Sr.	Loranger, La.	Loranger
32	Miles Clements	FB	6-3	200	So.	New Orleans	Newman
28	Randy Cothran	TB	6-0	196	Jr.	Dallas	So. Grand Prairie
72	Dennis Delaney**	OG	6-2	242	Sr.	New Orleans	Holy Cross
17	David Falgout*	PK	6-0	175	Sr.	St. James, La.	Holy Cross
10	Steve Foley**	QB	6-2	181	Sr.	New Orleans	Jesuit
24	Tom Fortner**	FLK	6-0	185	Sr.	Laurel, Miss.	Watkins
14	Jaime Garza**	FLK	5-11	170	Jr.	San Antonio, Tex.	Jefferson
58	Cameron Gaston*	C	6-3	241	Jr.	New Orleans	St. Augustine
15	Buddy Gilbert*	QB	6-0	197	Jr.	Ocean Spring, Miss.	Ocean Springs
36	Arthur Green	DHB	5-11	176	So.	Shreveport, La.	Woodlawn
47	Charles Griffin	LB	6-2	200	So.	New Orleans	Booker T. Washington
55	Jim Gueno*	LB	6-3	215	Jr.	Crowley, La.	Crowley
67	Jack Gullison	OG	6-2	240	So.	Newport, R.I.	Milford, Mass.
79	Charles Hall**	DT	6-6	260	Sr.	Lake Charles, La.	Marion
30	Russel Huber	FB	6-3	227	So.	Ferriday, La.	Marion
66	Cleveland Jospheh	OT	6-4	255	So.	Houma, La.	Terrebonne
59	Don Joyce	LB	6-2	221	Jr.	Mahtomedi, Minn.	Mahtomedi
16	Mike Keeffe*	FS	6-1	165	Sr.	San Antonio, Tex.	Central Cath.
61	Mike Korf	OG	6-4	249	Jr.	Mt. Prospect, Ill.	Prospect
48	Bill Kramer	TB	6-0	185	So.	New Orleans	Walker
80	Chuck Lapeyre*	DE	6-1	205	Jr.	New Orleans	Newman
29	David Lee**	FS	6-3	180	Sr.	Houston	Jefferson
42	Don Lemon	TB	6-2	203	So.	New Orleans	St. Augustine
12	Terry Looney*	QB	6-0	178	Jr.	Pensacola, Fla.	Washington
33	Howard McNeill*	FLK-P	6-2	195	Jr.	Gulfport, Miss.	Gulfport
76	Ed Mikkelsen**	OT	6-4	251	Sr.	Franklin Park, Ill.	East Leyden
81	Zack Mitchell	TE	6-5	225	Fr.	New Iberia, La.	New Iberia
82	Barry Morris	TE	6-3	210	So.	Lake Charles, La.	St. Louis
56	Bill Nix*	C	6-3	222	Jr.	New Orleans	Newman
78	Brian Norwood	NG	6-0	220	So.	New Orleans	St. Augustine
65	Mark Olivari**	NG	6-0	205	Jr.	New Orleans	Jesuit
41	Mike Price	FS	5-9	164	Jr.	Baytown, Tex.	Sterling
87	Dick Pryor*	DE	6-2	202	Jr.	Jackson, Miss.	Murrah
39	Marc Robert	FB	6-2	222	So.	New Orleans	Bro. Martin
63	John Ronquillo*	OG	6-4	247	Jr.	New Orleans	De La Salle
40	Gary Rudick	TB	6-0	190	So.	Lafayette, La.	Acadiana
74	Rick Rutledge**	OT	6-4	225	Sr.	Garland, Tex.	South Garland
54	Hank Tatje*	NG	6-2	210	Jr.	LaPlace, La.	Holy Cross
44	Steve Treuting**	TB	6-2	200	Jr.	New Orleans	Bro. Martin
22	Bill Van Manen	FLK	6-0	175	So.	League City, Tex.	Clear Creek
75	Harold Villere	NG	6-2	230	Fr.	New Orleans	Bro. Martin
88	Cliff Voltapetti*	DE	6-3	201	Jr.	Miami	Chaminade
23	John Washington**	DHB	6-3	205	Sr.	Garland, Tex.	South Garland
25	Wyatt Washington*	DHB	6-0	175	Jr.	Jackson, Miss.	Murrah
84	Darwin Willie*	TE	6-3	230	Jr.	Loranger, La.	Loranger
89	Blane Woodfin	DE	6-4	215	So.	Columbus, Ga.	Columbus

* - Letters Won

TULANE UNIVERSITY



Tulane is an independent university with about 7,200 fulltime and 1,800 parttime students who come from every state and some 60 foreign countries. There are about 3,000 male undergraduates. The fulltime faculty numbers approximately 750.

All units are coeducational except the College of Arts and Sciences, for men, and Newcomb College, for women. However, most courses in each of those colleges are open to students of the other.

The other units are University College, primarily an

evening division for adults; Schools of Architecture, Engineering, Law, Medicine, Public Health and Tropical Medicine, and Social Work; the Graduate School, devoted mainly to fields of the arts and sciences and basic medical science; the Graduate School of Business Administration, the Center for Teacher Education, and the Summer School.

Graduate work is offered in all the professional schools except Architecture.


All instructional departments are quartered on a 100-acre campus in an uptown residential section of New Orleans except those dealing with medicine and public health. These are located at the Medical Center about four miles away.

Tulane also maintains the Delta Regional Primate Research Center at Covington, La., about 35 miles from the city campuses; the F. Edward Hebert Center, with research laboratories across the Mississippi River below New Orleans; and the International Center for Medical Research and Training at Cali, Colombia.

President of the University is Herbert Eugene Longenecker, Ph.D., S.Sc., L.L.D., whose academic field is biochemistry.

The governing body is a self-perpetuating, 17-member board incorporated as The Administrators of the Tulane Educational Fund. That fund was established in 1882 by Paul Tulane, a retired New Orleans merchant, for general educational purposes.

This institution began in 1834 as an independent medical school, which became the first unit of a state university organized in New Orleans in 1847. The University was turned over to the Tulane Administrators in 1884, and at that time it received its present name and independent status.



Tulane's Joseph Jones Law School

TULANE UNIVERSITY



DR. HERBERT E. LONGENECKER
President



BENNIE ELLENDER
Head Coach



DR. RIX N. YARD
Athletic Director

COACH ELLENDER'S STAFF



DON JACKSON
Off. Linemen




BILLY LAIRD
Receivers



RON TOMAN
Off. Backs





TONY MISITA
Def. Linemen




MARV HAGAMAN
Def. Ends and Linebackers




JOE JONES
Def. Backs




BRYAN ALEXANDER
6-2, 197, Jr.
Algiers, La. **86**




MIKE ARTHUR
6-3, 256, Jr.
New Orleans **69**




NATHAN BELL
6-4, 246, Jr.
Hammond, La. **70**




KIT BONVILLIAN
6-0, 210, Jr.
Baton Rouge, La. **37**




PAUL BROCK
6-2, 235, Jr.
Mobile, Ala. **77**




RUSTY CHAMBERS
6-2, 215, Sr.
Loranger, La. **53**



CHARLES CLINE
6-1, 185, Jr.
Alvin, Tex. **21**




DAVID FALGOUST
6-0, 175, Sr.
St. James, La. **17**





STEVE FOLEY
6-2, 181, Sr.
New Orleans

10




TOM FORTNER
6-0, 185, Sr.
Laurel, Miss.

24




JAIME GARZA
5-11, 170, Jr.
San Antonio, Tex.

14




CAMERON GASTON
6-3, 241, Jr.
New Orleans

58




JIM GUENO
6-3, 215, Jr.
Crowley, La.

55




CHARLES HALL
6-6, 260, Sr.
Lake Charles, La.

79





MIKE KEEFFE
6-1, 165, Sr.
San Antonio, Tex.

16




CHUCK LAPEYRE
6-1, 205, Jr.
New Orleans

80




DAVID LEE
6-3, 180, Sr.
Houston, Tex.

29




TERRY LOONEY
6-0, 178, Jr.
Pensacola, Fla.

12




ED MIKKELSEN
6-4, 251, Sr.
Franklin Park, Ill.

76




MARK OLIVARI
6-0, 205, Jr.
New Orleans

65




EDDIE PRICE
5-9, 189, Sr.
New Orleans

45




MARC ROBERT
6-2, 222, So.
New Orleans


39



RICK RUTLEDGE
6-4, 225, Sr.
Garland, Tex.

74






STEVE TREUTING

6-2, 200, Jr.
New Orleans


44



JOHN WASHINGTON

6-3, 205, Sr.
Garland, Tex.


23



WYATT WASHINGTON

6-0, 175, Jr.
Jackson, Miss

25



DARWIN WILLIE

6-3, 230, Jr.
Loranger, La

84

Green Wave Player Stats

TALLEST PLAYER — Three players are all 6-6, including All-America Charles Hall, strong safety Pat Dearie and freshman DeWott Methvin.

SHORTEST PLAYER — Mackie Shilstone is 5-8, with Eddie Price and Mike Price (no relation) closest at 5-9.

HEAVIEST PLAYER — All-America Charles Hall and freshman Eric Laakso are both 260 pounds. Scott Mann (258) and Mike Arthur (256) are next.

LIGHTEST PLAYER — Mackie Shilstone fits the bill again at 145 pounds (after a big meal). Closest to Mackie is Randy Boudreaux (150).

OLDEST PLAYER — Once again Mackie Shilstone is the winner. He was born Mar. 16, 1951. Mike Keeffe, born Feb. 9, 1952 is second.


YOUNGEST PLAYER — Elphage Caillouette (pronounced ELL-fage Cal-you-ET) was born Dec. 14, 1956 and will be 17 years old throughout the regular season of play.

FALCON SPOTLIGHT:

DAVE LAWSON

Shawnee-Mission, Kansas
Versatile Player


Although he is only a junior this season, Dave Lawson has already earned two varsity letters and has proven his dependability as one of the most versatile Falcon players. Besides extra point and field goal attempts, the native of Shawnee-Mission, Kan., also shares punting and kickoff duties, as well as performing as the starting line backer on defense. The 6-1, 219 pound junior, who was the team's leading scorer last season with 55 points, is currently moving in on four career school records in the extra point and field goal statistical areas. He is also within 70 points of claiming the career all-time scoring honor. Of Dave's many field goals, his longest was a 60 yarder against Colorado last week. As a defenseman, he made 73 tackles last season, one of the top totals on the team, and also broke up three passes, returned one interception for 21 yards and pounced on three opponent fumbles. Dave is also versatile in other sports, playing varsity baseball at the Academy in 1972 and earning a varsity letter as a javelin thrower with the outdoor track team last spring.



1973 Leading Scorer




Lawson Eyes Foe




Dave Returns Interception


MEET THE FALCONS



CRAIG ADAMS, 6-0, 160-pound sophomore from Havre, Mont. A versatile athlete, Craig has started at flanker this season after playing as a receiver on the Falcon frosh team last fall. As a frosh player, he made four catches for 64 yards, and was also the team's top kickoff return man, averaging 21.7 yards. He also adds valuable depth at the kickoff return spot this season. He earned a varsity letter with the indoor track team as a triple jumper, and lettered three years in both football and track as a prep, winning all-conference honors as a defensive back.



JOHN FROZENA, 6-2, 180-pound junior from Manitowoc, Wis. John was a reserve last season who earned his first varsity letter and is a backup to split end Bob Farr in 1974. Playing a total of 33 minutes last year, John scored on a 29-yard pass play against Davidson. An all-conference choice at Roncalli H.S., he also lettered in basketball and tennis.



GARY POTTER 6-4, 214-pound junior from Easton, Mass. Gary earned his first varsity letter in a reserve role last season but stepped into a starting assignment this season at defensive left end. He had 20 tackles last season and had an excellent spring game with eight tackles. He is also among the leaders in total tackles this season. Gary took all-league honors at both defensive and offensive end at Ames H.S., also lettering in track and ice hockey.


KEN WOOD, 6-0, 196-pound sophomore from Scholfield, Wis. A powerful runner, Ken had an outstanding spring and has gotten off to a fine start this fall at tailback. As a frosh last fall, he was the squad's leading rusher with 311 yards on 80 carries and six touchdowns. Possessing excellent speed and strength, he was an all-state pick at Everest H.S. Ken rushed for more than 2,000 yards over a two-season span and also lettered in basketball and track.



BOB THOMPSON, 5-11, 172-pound senior from El Cajon, Calif. Bob has been a strong and dependable utility player and has two varsity letters for his efforts. In 1972, Bob was a reserve quarterback and threw an 87-yard touchdown pass to Bob Farr, still the longest pass play in Falcon history. Last season he was shifted to cornerback on defense, making 15 tackles and knocking down three enemy passes. This year he is the backup to Ray Wild at the roverback position.




Our team is on your team.




Air Force F-15. Thrust provided by jet engines from our Pratt & Whitney Aircraft Division.



Army Skycrane. Designed and built by our Sikorsky Aircraft Division.



Coast Guard Hamilton Class Cutter. Powered by two gas turbines from our Turbo Power & Marine subsidiary.



Navy F-14. Powered by jet engines from our Pratt & Whitney Aircraft Division, with wing sweep actuators from our Hamilton Standard Division.

**United
Aircraft**

EAST HARTFORD, CONNECTICUT 06108

Pratt & Whitney Aircraft • Essex International • Sikorsky Aircraft • Hamilton Standard • Norden • United Technology Center • United Aircraft Research Laboratories • Turbo Power & Marine Systems • United Aircraft of West Virginia • United Aircraft of Canada Limited • United Aircraft International

Falcon Basketball Team Seeks To Recapture Winning Ways


Air Force will be seeking to regain its winning ways this basketball season with a combination of good defense and excellent guards.

The Falcons of head coach Hank Egan dropped to an 11-13 record last year after a winning season in 1973 but had another good defense that yielded only 64.6 points per game, one of the best marks in the nation.


"We should be sounder than last year," said Egan, starting his fourth season as Falcon head coach. "We have more experience at the key positions. We have a turnabout from last year. We have good depth at guard but only one starting forward returns. This is the reverse from last year when we had good strength in the front line but inexperienced guards."



MAJOR HANK EGAN
Head Coach



JEFF GRAVES
Co-Captain



DAN KRAFT
Co-Captain

Three Starters Back

The Falcons will have three starters back, Jim Eken at forward and team co-captains Jeff Graves and Dan Kraft at the guards.

Kraft (6-2) was the second leading scorer last season with a 13.8 average while Eken (6-4) was the third leading scorer at 12.4 but was the top rebounder with an 8.9 average. Graves (6-2) averaged 4.6 but is strong defensively.

The two most likely candidates for starting positions will be juniors Mike Sevier (6-5) and Greg Schneider (6-6). Schneider averaged 3.9 points last season while Sevier averaged 3.7.

Top Sophomore Returnee

Another top returnee is sophomore guard Chris Jones (6-2), who averaged 2.6 points as a reserve last season.

The schedule is again intersectional with several of the toughest games on the road, including Stanford, Oregon, Creighton and Notre Dame.

1974-75 AIR FORCE ACADEMY BASKETBALL SCHEDULE

(Home Games in *Italics*)

DATE	TIME	OPPONENT	SITE
Dec. 2	7:30 p.m.	<i>Doane (NE)</i>	USAFA
Dec. 4	7:30 p.m.	<i>DePauw</i>	USAFA
Dec. 7	7:30 p.m.	Rice	Houston
Dec. 10	7:30 p.m.	<i>Weber State</i>	USAFA
Dec. 12	7:30 p.m.	Colorado	Boulder
Dec. 14	2:15 p.m.	<i>Wooster (Ohio)</i>	USAFA
Dec. 30	8:15 p.m.	Wisconsin-Milwaukee	Milwaukee
Jan. 4	7:30 p.m.	Wyoming	Laramie, WY
Jan. 11	7:30 p.m.	<i>Navy</i>	USAFA
Jan. 14	8:00 p.m.	Southern Colorado	Pueblo, CO
Jan. 18	2:30 p.m.	<i>Utah State</i>	USAFA
Jan. 20	7:30 p.m.	<i>Xavier (OH)</i>	USAFA
Jan. 24	8:00 p.m.	Stanford	Stanford, CA
Jan. 27	8:00 p.m.	Oregon	Eugene, OR
Jan. 29	7:30 p.m.	<i>Ft. Lewis (CO)</i>	USAFA

DATE	TIME	OPPONENT	SITE
Feb. 1	7:30 p.m.	Denver	USAFA
Feb. 5	7:30 p.m.	Northern Colorado	Greeley, CO
Feb. 8	7:30 p.m.	Valparaiso	Valparaiso, IN
Feb. 10	8:00 p.m.	Notre Dame	Notre Dame, IN
Feb. 13	7:30 p.m.	<i>Pan American</i>	USAFA
Feb. 18	7:30 p.m.	<i>Colorado State</i>	USAFA
Feb. 22	1:30 p.m.	Creighton	Omaha, NE
Feb. 25	7:30 p.m.	Western State* MDT	USAFA
Feb. 28	7:30 p.m.	California-Irvine* MDT	USAFA
Mar. 3	8:00 p.m.	Denver* MDT	Denver

*(Last three games of season are Mountain Daylight Time starts. All other home games have Mountain Standard Time starts.)

FALCON FUTURE SCHEDULES

1975

1976

DATE	OPPONENT	SITE
Sept. 13	Arkansas	Little Rock
Sept. 20	Iowa State	Ames, Iowa
Sept. 27	UCLA	USAFA
Oct. 4	Navy	Annapolis, Md.
Oct. 11	Brigham Young	Provo, Utah
Oct. 18	Notre Dame	USAFA
Oct. 25	Colorado State	Ft. Collins
Nov. 1	Army	USAFA
Nov. 8	Tulane	New Orleans
Nov. 15	California	USAFA
Nov. 22	Wyoming	USAFA

DATE	OPPONENT	SITE
Sept. 18	Iowa State	USAFA
Sept. 25	UCLA	Los Angeles
Oct. 2	Kent State	Kent, Ohio
Oct. 9	Navy	USAFA
Oct. 16	Colorado State	USAFA
Oct. 23	The Citadel	USAFA
Oct. 30	Army	West Point, NY
Nov. 6	Arizona State	Tempe, Ariz.
Nov. 13	Vanderbilt	Nashville, Tenn.
Nov. 20	Wyoming	USAFA

1977

1978

DATE	OPPONENT	SITE
Sept. 17	California	Berkeley, Calif.
Sept. 24	Univ. of Pacific	USAFA
Oct. 1	Georgia Tech	Atlanta
Oct. 8	Navy	Annapolis, Md.
Oct. 15	Arizona State	USAFA
Oct. 22	Baylor	Waco, Tex.
Oct. 29	Boston College	USAFA
Nov. 5	Army	USAFA
Nov. 12	Vanderbilt	USAFA
Nov. 19	Notre Dame	Notre Dame, Ind.

DATE	OPPONENT	SITE
Sept. 16	Boston College	Chestnut Hill, Mass.
Sept. 23	Holy Cross	USAFA
Sept. 30	Kansas State	Manhattan, Kan.
Oct. 7	Navy	USAFA
Oct. 14	Colorado State	USAFA
Oct. 21	Notre Dame	USAFA
Oct. 28	Kent State	USAFA
Nov. 4	Army	West Point, N.Y.
Nov. 11	Georgia Tech	USAFA
Nov. 18	Vanderbilt	Nashville, Tenn.
Nov. 25	Hawaii	Honolulu, Haw.

FALCONS' BEST (Does Not Include 1974 Season)

CAREER

Total Offense	
Rich Haynie '71-'73	4,740
Rich Mayo '57-'60	3,816
Gary Baxter '67-'69	3,729
Rushing Attempts	
Brian Bream '69-'71	572
Terry Isaacson '61-'63	390
Curtis Martin '68-'70	292
Rushing Yardage	
Brian Bream '69-'71	2,284
Terry Isaacson '61-'63	1,633
Mike Quinlan '58-'60	1,371
Passing Attempts	
Rich Haynie '71-'73	662
Rich Mayo '57-'60	623
Gary Baxter '67-'69	572
Passing Completions	
Rich Mayo '57-'60	316
Rich Haynie '71-'73	299
Gary Baxter '67-'69	262
Passing Yards	
Rich Haynie '71-'73	4,283
Rich Mayo '57-'60	3,399
Gary Baxter '67-'69	3,362
Touchdown Passes	
Rich Haynie '71-'73	34
Bob Parker '69-'70	25
Rich Mayo '57-'60	24
Pass Receiving - Touchdowns	
Ernie Jennings '68-'70	28
Frank Murphy '71-'73	13
Charles Longnecker '67-'69	8
Pass Receiving Yardage	
Ernie Jennings '68-'70	2,392
Charles Longnecker '67-'69	1,312
Frank Murphy '71-'73	1,150

Touchdowns

Ernie Jennings '68-'70	33
Brian Bream '69-'71	25
Mike Quinlan '58-'60	23
Total Points	
Ernie Jennings '68-'70	198
Brian Bream '69-'71	150
Dennis Leuthauser '67-'69	142
P.A.T. Scored	
Dennis Leuthauser '67-'69	61
George Pupich '56-'59	51
Craig Barry '70-'71	51
Field Goals Made	
Dennis Leuthauser '67-'69	27
Dave Lawson '72-'73	19
Craig Barry '70-'71	16
Punting Average	
Ken Jagers '63-'64	41.2
Darryl Haas '69-'71	40.2
Scott Hamm '68-'70	40.1
Pass Interceptions	
Cyd Maattala '68-'70	9
George Pupich '56-'59	8
Neal Starkey '65-'67	8
Jimmy Smith '68-'70	8
Dennis Collins '71-'73	8
Kickoff Return Average	
Ernie Jennings '68-'70	25.5
Neal Starkey '65-'67	24.3
Joel Carlson '70-'72	23.8
Most Tackles	
Jim Morris '71-'73	331
Steve Heil '71-'73	258
Phil Bauman '68-'70	247
Tackles For Losses	
Gene Ogilvie '70-'72	30
Mark Ewig '67-'69	29
John Greenlaw '69-'71	26
Bob Homburg '70-'72	26

SEASON

Total Offense	
Bob Parker '70	2,783
Gary Baxter '69	1,892
Rich Haynie '72	1,793
Rushing Attempts	
Brian Bream '70	294
Brian Bream '71	221
Joel Carlson '72	176
Rushing Yardage	
Brian Bream '70	1,276
Terry Isaacson '63	801
Larry Thomson '56	788
Passing Attempts	
Bob Parker '70	402
Gary Baxter '69	273
Rich Haynie '72	240
Passing Completions	
Bob Parker '70	199
Gary Baxter '69	127
Paul Stein '65	114
Passing Yards	
Bob Parker '70	2,789
Gary Baxter '69	1,783
Rich Haynie '72	1,570
Touchdown Passes	
Bob Parker '70	21
Rich Haynie '72	17
Gary Baxter '69	13
Pass Receiving - Touchdowns	
Ernie Jennings '70	17
Ernie Jennings '69	9
Frank Murphy '72	7
Pass Receiving Yardage	
Ernie Jennings '70	1,289
Ernie Jennings '69	729
Mike Bolen '70	706

Touchdowns

Brian Bream '70	20
Ernie Jennings '70	19
Terry Isaacson '63	13
Total Points	
Brian Bream '70	120
Ernie Jennings '70	114
Larry Thomson '56	84
P.A.T. Scored	
Craig Barry '70	39
Dennis Leuthauser '68	28
Dave Lawson '72	28
Dennis Leuthauser '69	27
Field Goals Made	
Dennis Leuthauser '69	16
Dick Hall '66	12
Dennis Leuthauser '67	11
Dave Lawson '73	11
Punting Average	
Darryl Haas '71	42.0
Scott Hamm '70	41.2
Ken Jagers '64	41.0
Pass Interceptions	
Jim Smith '70	7
Bob McDonough '61	6
Cyd Maattala '68	6
Kickoff Return Average	
Curtis Martin '68	29.4
Ernie Jennings '69	29.3
Bob Barnes '65	28.8
Most Tackles	
Willie Mayfield '70	145
Steve Heil '73	130
Jim Morris '73	127
Tackles For Losses	
Mark Ewig '69	19
Gene Ogilvie '71	17
Bob Homburg '71	17

FALCON TEAM MANAGERS



Top Row: Pete Bailey, Nick Schoville, Richard Delmas, Bob Clegg, Mark Holmes (head varsity manager), Jim Dill, Rob Preissenger, Mike Borum and Mike Reynolds.

Kneeling: Frank Wallace, Steve Simon.

TOUCHDOWN

With "the Professionals"
and

SCORE

with

your

printing



graphic
services inc.

2325 E. PLATTE • COLORADO SPRINGS

"Printers of the Falcon's Program"



Our people make our pizza better

\$1.00 off

Warm up after the game with a hot, delicious Pizza Hut Restaurant Pizza. Bring this coupon and the whole gang to any of our 6 Colorado Springs locations.

840 E. Fillmore	471-1132
337 N. Circle Dr.	473-5394
1605 S. Nevada Ave.	473-6760
3119 W. Colorado Ave.	634-1132
215 Fountaine Blvd. (Widefield)	392-6592
4310 N. Academy Blvd.	598-6366

Air Force Academy All-Time Series Standings

1974 OPPONENTS IN CAPS

Opponent	First Meeting	Last Meeting	Won	Lost	Tied
ARIZONA (10th Game)	1959	1973	6	2	0
Arizona State	1971	1972	1	1	0
ARMY (9th Game)	1959	1973	4	3	1
Baylor	1961	1962	0	2	0
Boston College	1963	1972	3	1	0
BRIGHAM YOUNG (8th Game)	1956	1956	1	0	0
California	1961	1967	1	2	0
Cincinnati	1961	1961	1	0	0
COLORADO (4th Game) ...	1958	1974	4	12	0
Colorado College	1956	1956	1	0	0
Colorado Mines	1956	1956	1	0	0
Colorado State	1957	1972	11	2	1
Davidson	1972	1973	2	0	0
Denver	1957	1960	2	1	0
Detroit	1957	1958	2	0	0
E. New Mexico	1956	1956	1	0	0
Florida	1968	1968	0	1	0
George Washington	1957	1960	0	2	0
Hawaii	1966	1966	1	0	0
IDAHO (1st Game)	1959	1974	3	0	0
Idaho State	1956	1956	0	1	0
Iowa	1958	1958	0	0	1
Kansas State	1961	1961	0	1	0
Maryland	1961	1963	0	2	0
Miami (Fla.)	1960	1962	0	2	0
Michigan	1964	1964	0	1	0
Missouri	1959	1970	2	4	0
NAVY (6th Game)	1960	1973	3	3	0
Nebraska	1963	1965	1	1	0
New Mexico	1957	1973	4	2	0
North Carolina	1963	1969	4	1	0
Northern Colorado	1956	1956	1	0	0
NOTRE DAME (11th Game)	1964	1973	0	4	0
Occidental	1957	1957	1	0	0
Oklahoma State	1958	1967	1	0	1
OREGON (2nd Game)	1959	1974	2	6	1
Pacific	1965	1965	1	0	0
Penn State	1962	1973	0	3	0
Pittsburgh	1968	1972	2	0	0
RUTGERS (7th Game)	1973	1973	1	0	0
San Diego Univ.	1956	1956	1	0	0
Southern Methodist	1961	1971	3	2	0
Stanford	1958	1970	3	4	0
Tennessee	1970	1970	0	1	0
Texas Christian	1958	1958	0	0	1
Trinity (Tex.)	1959	1959	1	0	0
TULANE (5th Game)	1967	1970	2	0	0
Tulsa	1957	1971	2	1	0
UCLA	1957	1966	4	5	0
Utah	1957	1958	1	1	0
Utah State	1969	1969	1	0	0
Washington	1963	1967	3	1	0
Western State	1956	1956	1	0	0
Whittier	1956	1956	0	0	1
WYOMING (3rd Game)	1957	1974	7	6	2
			<u>96</u>	<u>82</u>	<u>9</u>

(Overall: Against 55 different opponents Air Force leads series against 31, trails in 18 meetings and 6 of the series are tied.)

Against 1974 opponents Air Force leads series against 6 opponents, trails in 4 meetings and 1 of the meetings is tied.)

Excitement, Optimism, Keys To Falcon Swimming Season

Excitement and optimism are the keynotes for the 1974-75 Air Force Academy swimming season which opens in November. The team lost just two seniors and retains 17 lettermen who are out to continue a streak of 22 straight dual meet victories, a mark posted over the past two seasons.

Several strong freshmen prospects make prospects very bright, according to head coach Lieutenant Colonel Paul F. Arata. There are 15 incoming competitors vying for starting berths.

Five school record holders return, led by National Collegiate diving champion Rick McAlister and team captain Fred Offutt. Offutt holds four school records: 500 freestyle - 4:47.676; 1,000 freestyle - 10:02.57; 1,650 freestyle - 16:46.421 and as a member of the 800 freestyle relay team timed in 7:05.11. He is a senior from Colorado Springs. Teammate Jim Hogue holds school records in the 50 freestyle (21.50) and 100 freestyle (46.97) events.

All-America Winner


McAlister has received All-America honors in both the one-and three-meter diving events, and has been the team's most valuable performer for the past two seasons.



LT. COL. PAUL ARATA
Head Coach



FRED OFFUTT
Team Captain



RICK McALISTER
All-America Diver

Other standouts and school holders, include Steve Tibbits in the 100 backstroke (53.90) and Tom Skillman on the 800 freestyle relay team.

Making up a strong core of sophomore members are Dave Hale, who holds the fifth best school time in the 400 intermediate medley event with a time of 4:39.164. Craig Murra has a second best school clocking in the 200 breaststroke, a 2:16.634. Another sophomore, Bill Marshall has a 1:02.421 time in the 100 breaststroke while Don Magee has a pair of third best school times in the 1,000 freestyle (10:20.00) and 1,650 freestyle (17:16.131) events. Sophomore Marvin Derrick has a fourth best school time in the 1,000 freestyle, a 10:22.16. Two other sophomores, diver Tom Carpenter and butterfly man David Vandam are also expected to be pointgetters this season.

Strong Point Getters

Seniors J. J. Kennon and Terry Symens, along with junior Dave Merrill are coming off their best seasons, and will be strong point getters in their respective specialties of 200 butterfly, diving and 50 freestyle. One added aspect about Merrill, who is from Aurora, Colo., is on the day (Jim) Hogue broke the school record in the 50 freestyle event, he also eclipsed the previous best time with a 21.70.

Kennon captured several first places last season in butterfly competition, and along with senior Don McCorry (200 and 400 individual medley), who was injured last season, can be expected to swim even faster this year. McCorry has a 2:03.10 time in 200 IM event, the second best in school history.

These performers, as well as others, all add up to an optimistic outlook and a good chance to place higher in the National Independents and National Collegiate Championships at the end of the season.

1974—1975 VARSITY SWIMMING SCHEDULE

(Home Matches in Italics)

Date	Day	Time	Opponent	Site
Nov. 29	— Fri. —	5:30 p.m.	Georgia Tech	Atlanta, Ga.
Nov. 30	— Sat. —	2:00 p.m.	Emory Univ	Atlanta, Ga.
Dec. 7	— Sat. —	2:00 p.m.	<i>Western State</i>	<i>USAFA</i>
Jan. 16	— Thur. —	4:00 p.m.	Texas Tech	Lubbock, Tex.
Jan. 18	— Sat. —	4:00 p.m.	UC San Diego	La Jolla, Calif.
Jan. 27	— Mon. —	3:00 p.m.	<i>Denver</i>	<i>USAFA</i>
Feb. 1	— Sat. —	2:00 p.m.	Colorado	Boulder
Feb. 8	— Sat. —	2:00 p.m.	<i>Metro State</i>	<i>USAFA</i>
Feb. 15	— Sat. —	2:00 p.m.	<i>Tulane</i>	<i>USAFA</i>
Feb. 22	— Sat. —	7:30 p.m.	Colorado State	Ft. Collins
Mar. 6-8	— Thru-Sat.		Natl. Ind.	Columbia, S.C.
Mar. 27-29	— Thru-Sat		NCAA Champs	Cleveland, Ohio

AIR FORCE GRID RECORDS

(1974 Games Not Included)

Individual Game

Most Total Offense — 380 yards by Bob Parker vs. Colorado State, '70.

Most Plays — 67 by Gary Baxter vs. Wyoming, '69.

Most Carries — 42 by Brian Bream vs. Stanford, '70.

Most Rushing Yards — 207 by Brian Bream vs. Navy, '70.

Longest Run From Scrimmage — 88 yards by Joel Carlson vs. Army, '71.

Most Passes Attempted — 55 by Bob Parker vs. Colorado, '70.

Most Passes Completed — 31 by Gary Baxter vs. Wyoming, '69.

Most Passing Yardage — 391 by Bob Parker vs. Wyoming, '70.

Most Touchdown Passes — 4 by Paul Stein vs. Arizona, '65; Rich Haynie vs. Arizona State, '72.

Longest Pass Play — 87 yards by Bob Thompson to Bob Farr vs. Davidson, '72.

Most Passes Caught — 15 by Ernie Jennings vs. Wyoming, '69.

Most Pass Receiving Yardage — 235 by Ernie Jennings vs. Wyoming, '69.

Most Touchdown Passes Received — 5 by Ernie Jennings vs. Utah State, '69.

Most Passes Intercepted — 3 by Cyd Maattala vs. Colorado State, '68.

Most Touchdowns — 5 by Ernie Jennings vs. Utah

is Made — 8 by Dave Lawson

— 4 by Dennis Leuthauser vs. t., '69.

0 by Ernie Jennings vs. Utah

Game

9 vs. Colorado State, '63.

53 vs. Colorado, '71.

— 69 vs. Colorado State, '63.

- 47 vs. UCLA, '57. (47-0).

— 93 vs. Colorado, '68. (AFA

58, CU 35).

Highest Losing Score — 35 points vs. Oregon, '70.

Most Yards Total Offense — 623 vs. Davidson, '72.

Most Rushing Yards — 464 vs. Colorado State, '63.

Most Passing Yards — 391 vs. Wyoming, '70.

Most First Downs — 35 vs. Davidson, '72.

Most First Downs Rushing — 26 vs. UCLA, '64; Davidson, '72.

Most First Downs Passing — 22 vs. Colorado State, '70.

Most Total Plays — 95 vs. Colorado State, '68.

Most Rushing Plays — 81 vs. UCLA, '64.

Most Passing Plays — 58 vs. Washington, '67.

Most Passing Completions — 31 vs. Wyoming, '69.

Most Touchdown Passes — 5 vs. Utah State, '69.



GARY BAXTER



BRIAN BREAM



JOEL CARLSON



RICH HAYNIE



BOB PARKER



DENNIS LEUTHAUSER



CYD MAATTALA



ERNIE JENNINGS

Academy Jumpers Set Collegiate First



STAR JUMP — Members of the Air Force Academy parachute team join hands to form an eight-man star to become the first college team to perform the free fall maneuver. It has been done twice before by collegians, but each time the parachutists were from different schools. The two jumpers outside the star are parachute riggers employed by the Academy. A few seconds after the picture was snapped, the riggers joined the circle to make a 10-man star. The jump, made last spring over Marana, Ariz., was done at the expense of the cadet team members.

By TSgt. Jim Caldwell

The Air Force Academy parachute team last spring performed a first for college parachutists by forming an eight-man star in a jump over Marana, Ariz.

Twice before collegians have performed an eight-man star jump, but each time the participants were from more than one school.

The jump was not made in competition with other schools, but rather it was a qualification for the Bob Bukuor Memorial Start Crest for which all schools are eligible. Requirements for the crest is to have eight jumpers join hands and hold the star for five seconds.

Cadets Jump at 12,500 Feet

Jumping from a Twin Beach, 11-place two-engine aircraft at 12,500 feet, the cadets joined above 5,000 feet and kept their formation for about eight seconds.

Two civilian parachute riggers employed by the Academy jumped as observers. Once the cadets had fallen below the 5,000-foot mark, they joined the group to form a 10-man star. The record setting free fall lasted 60 seconds from the time the first cadet exited the aircraft until chutes were opened.

Largest Previous Star

The largest star previously formed by a cadet team was a six-man formation. One of the top parachuting teams in the country, Academy squads have won the National Collegiate Championship five of the last six years.

Cadets paid the expenses for the aircraft used in the jump.

Members of the Academy team making the jump were former Cadet Steven C. Boyce, Horseheads, N.Y.; Michael C. Giese, Upper Saint Clair, Pa.; Linn E. Wilde III, Escondido, Calif.; Terence T. Henricks, Woodville, Ohio; Michael K. Sumida, Fairfield, Calif.; Donald J. Hoffman, Ladysmith, Wis.; Travis K. Pethe, Edwardsburg, Mich. and Manuel A. Montejo-Madriz, San Jose, Costa Rica.

All eight cadets were graduated from the Academy June 5.

The civilian parachute riggers who helped form the 10-man star were Jerry Obertino and Tom Phillips, both of Colorado Springs.

1974 FALCON FOOTBALL FACTS

(4 game totals)

TEAM STATISTICS

	AFA	OPP
Total First Downs	62	63
1st Downs Rushing	27	39
1st Downs Passing	31	18
1st Downs Penalty	4	6
Avg. Yards Rushing	141	194
Avg. Yards Passing	173	100
Avg. Total Yards	314	294
Fumbles/Ball Lost	11/5	21/9
Penalties/Yards	26/182	37/308

SCORING

	TD	CK	CP-R	FG	TP
Wood, TB	7	—	—	—	42
Lawson, LB	—	9-11	—	6-9	27
Farr, SE	3	—	—	—	18
Adams, FLK	1	—	—	—	6
Bready, FLK	1	—	—	—	6
Covington, TE	—	—	0-1	—	2
Worden, QB	—	—	1-0	—	0
Team (Safety)	—	—	—	—	2
Totals	12	9-11	1-1	6-9	103
Foes	9	9-9	0-0	4-7	75

INDIVIDUAL STATISTICS

TOTAL OFFENSE	TP	YDS	TDR*
Worden, QB	95	526	1
Vaughn, QB	33	220	4
Wood, TB	58	207	7
Reiner, TB	26	141	0
Milodragovich, TB-FB	28	110	0
Monahan, FB	14	46	0
Bream, TB	3	10	0
Schaefer, FB	1	3	0
Adams, FLK	1	-11	0
Totals	260	1,262	12
Foes	272	1,176	9

* - Touchdowns by rushing and passing.

SCORING BY QUARTERS

	AIR FORCE	26	24	20	33	-103
Foes	24	13	10	28	-75	

PUNTING

	TP	YDS	AVG	LG	BLK
Lange, P	9	409	45.4	66	0
Lawson, LB-P	8	276	34.5	47	0
Parker, CB-P	1	16	16.0	16	0
Totals	18	701	38.9	66	0
Foes	22	916	41.6	70	0

PUNT RETURNS

	PR	YDS	AVG	LG	TD
Mark, SAF	10	46	4.6	10	0
Totals	10	46	4.6	10	0
Foes	6	27	4.5	12	0

RUSHING

	TC	YG	YL	NET	AVG	LG
Wood, TB	58	217	10	207	3.6	19
Reiner, TB	26	150	9	141	5.4	24
Milodragovich, TB-FB	28	115	5	110	3.9	11
Vaughn, QB	12	76	25	51	4.3	44
Monahan, FB	14	47	1	46	3.3	7
Bream, TB	3	10	0	10	3.3	5
Worden, QB	25	92	87	5	0.2	25
Schaefer, FB	1	3	0	3	3.0	3
Adams, FLK	1	0	11	-11	--	--
Totals	169	710	148	562	.3	44
Foes	213	913	136	777	3.6	67

PASSING

	PA	PC	PI	YDS	PCT	TD
Worden, QB	70	35	6	521	.500	1
Vaughn, QB	21	12	2	169	.571	4
Totals	91	47	8	690	.517	5
Foes	59	30	3	399	.508	1

RECEIVING

	PR	YDS	AVG	TD	LG
Covington, TE	10	144	14.4	0	31
Farr, SE	8	192	24.0	3	46
Adams, FLK	6	95	15.8	1	24
Reiner, TB	6	60	10.0	0	19
Milodragovich, TB-FB	6	35	5.8	0	13
Bready, FLK	5	106	21.2	1	30
Frozana, SE	3	43	14.3	0	15
Monahan, FB	2	9	4.5	0	6
Wood, TB	1	6	6.0	0	6
Totals	47	690	14.7	5	46
Foes	30	399	13.3	1	40

KICKOFF RETURNS

	KR	YDS	AVG	LG	TD
Mark, SAF	3	69	23.0	32	0
Adams, FLK	2	58	29.0	35	0
Bready, FLK	4	51	12.8	17	0
Reiner, TB	1	18	18.0	18	0
Totals	10	196	19.6	35	0
Foes	8	127	15.9	25	0

DEFENSIVE STATISTICS

INTERCEPTIONS	PI	YDS	AVG	LG	TD
Lawson, LB	1	19	19.0	19	0
Mark, SAF	1	0	0.0	0	0
Wild, ROV	1	0	0.0	0	0
Totals	3	19	6.3	19	0
Foes	8	80	10.0	41	0

LEADING TACKLERS (including assists)

Wild, ROV	47	Kundert, LB	36
Young, DT	41	Buron, LB	35
Potter, DE	40	Lawson, LB	34

TACKLES FOR LOSSES (Number-Yards)

Murray, DE	8-45	Lawson, LB	4-10
Potter, DE	6-32	Young, DT	3-21

PASSES BROKEN UP

Wild, ROV 2

DEFENSIVE FUMBLES RECOVERED

Kupersmith, DT	2	Murray, DE	2
Mark, SAF	2		

FUMBLES CAUSED

Murray, DE	2	Young, DT	2
------------	---	-----------	---

Tiner Gets A Big Bang Out Of Coaching Duty

by Paul Smith

(This is the second in a series of articles on Air Force coaches.)

Just as Matt Dillon ruled Dodge City with a gun, so does Technical Sergeant Bobby J. Tiner rule the performance of the Air Force Academy pistol team. To say the least he does a very good job.

The Academy "finger jocks", as some other cadet athletes call the pistol team members, are the current defending center fire champions, and with TSgt. Tiner's coaching compiled a 21-0 record last season.

A strict disciplinarian, TSgt. Tiner drives the cadet team of 20 shooters to excel from their very first introduction to the sport. He says proudly, "I can take a cadet who has never competed in national or international events and have him shooting over 250 in a three month period." There are a possible 300 points in any one pistol competition which is divided into three classes, slow, timed and rapid in national shooting and slow fire only in international events.

"... Couldn't Hit Anything ..."

It wasn't so very long ago, however, that Tiner was more concerned about not hitting his foot than a pistol target with a bullet. "I had a .22 calibre pistol once when I was younger and the first shot I fired hit about six feet in front of my foot." The second year varsity head coach added with a smile, "At first I couldn't hit anything and I eventually traded the pistol in on my first car — a '37 Chevy."

Since that time, the native of Hamburg, Arkansas, has improved considerably. Some accomplishments include being a member of the Air Force and United States pistol teams. He also was one of four Americans to compete on the U.S. pistol team in the International Military Championships held in Fontainbleau, France. He also recently guided his Falcon team to the Wyoming State pistol championship title. TSgt. Tiner has improved his shooting eye the hard way — that is he was self taught. "I have never had an actual coach," he commented "but I've had lots of good advice."

Some of that advice has included proper breath control, trigger pressure and the real name of the game in shooting - concentration. TSgt. Tiner stresses these points to his cadets, along with others which include safety, cleaning and maintenance of the firearm.

Academy Marksmen Smart

"Pistol competitors have to have intense concentration," TSgt. Tiner said, "as well as a good deal of smarts." His team has both as over half of last years pistol team were members of the Superintendent's list of academic athletes. To be a member of the superintendent's list a cadet must combine both intelligence with military bearing.

A bullet touching in or any part of the ring adds this total to a shooters score.

Firing Time Limits

TSgt. Tiner said in slow national fire 10 shots are fired in a 10 minute time limit. In timed fire two clips of five .22 shells are emptied with a 20 second time limit for each while in rapid fire the same amount of ammunition is used but the time is cut in half. "In international competition, which is used in Olympic style of shooting, shooters empty 30 shots into a target 50 feet away in a one hour time limit."

Convinced that competitive shooting is becoming popular TSgt. Tiner said, "there is a small spectator area in the Academy gymnasium to observe home meets. We do recommend they call so chairs can be set up, and an appropriate amount of ear muffers will be on hand." All participants and spectators must wear the muffs to guard against noise pollution. Competitors also wear eye glasses as an extra safety margin and at the academy are protected from other shooters by double steel welded booths.

"I'll cut a cadet in a minute from the team if his grades start to go down," TSgt. Tiner said, "because I can't have him worrying about a test while trying to line up a wavering gun sight on a two foot square target 50 feet away."

The target from this distance, to shooters and spectators looks like a white chart with a black blur in the middle where the most points in pistol competition are scored. Looking more closely at the target reveals a series of rings with numbers from one to 10 on a national target and six to 10 on an international target.

In all TSgt. Tiner has come a long way from drilling his first shot into the ground, and now is around at the Academy drilling the fundamentals of the sport into his cadets.



TSGT. BOBBY J. TINER
Head Coach



CHRIS GOETSCH
Team Captain

CODE OF OFFICIALS SIGNALS



Touchdown or Field Goal



Helping the Runner, or Interlocked Interference



Ball Ready for Play



Grasping Face Mask



Delay of Game



Roughing the Kicker



Ball Dead; If Hand is Moved from Side to Side: Touchback



Illegally Passing or Handling Ball Forward



Incomplete Forward Pass, Penalty Declined, No Play, or No Score



Touching a Forward Pass or Scrimmage Kick



Safety



Non-contact Fouls



Loss of Down



Substitution Infractions



Clipping



Illegal Procedure or Position



Blocking Below the Waist



Offside (Infraction of scrimmage or free kick formation)



Illegal Shift



Player Disqualified



Illegal use of Hands and Arms



Illegal Motion



Personal Foul



First Down



Ineligible Receiver Down Field on Pass



Ball Illegally Touched, Kicked, or Batted



Time out; Referee's Discretionary or Excess Time Out followed with tapping hands on chest.



Forward Pass or Kick Catching Interference



Start the Clock



Intentional Grounding

COMPOSITE SCHEDULE OF 1974 FALCON FOES

Five-Year Record			Schedule and Scores to Date		
W-L-T	AFA-Opp.				
4-7-0	1973	—	IDAHO Sept. 14 at Air Force Series Standing Air Force Leads 3-0	0 Air Force 37	Oct. 26 at Montana State
4-7-0	1972	—		10 Washington State 17	Nov. 2 Utah State
8-3-0	1971	—		7 Villanova 15	Nov. 9 Weber State
4-7-0	1970	45-7		28 Idaho St. 9	Nov. 16 at Northern Illinois
2-8-0	1969	—		Oct. 12 West Texas State	Nov. 23 at Boise State
				Oct. 19 Montana	
2-9-0	1973	24-17	OREGON Sept. 21 at Eugene, Ore. Series Standing Oregon Leads 6-2-1	7 Nebraska 61	Oct. 26 at Washington
4-7-0	1972	—		27 Air Force 23	Nov. 2 Washington State
6-4-1	1971	14-23		23 Utah 16	Nov. 9 at UCLA
5-6-0	1970	35-46		10 Northwestern 14	Nov. 16 Stanford
5-5-1	1969	60-13		Oct. 12 at Cal (Berkeley)	Nov. 23 at Oregon State
				Oct. 19 at Southern Calif.	
4-7-0	1973	—	WYOMING Sept. 28 at Laramie, Wyo. Series Standing Air Force Leads 7-6-2	7 Utah State 17	Oct. 26 Utah
4-7-0	1972	45-14		7 Texas 34	Nov. 2 at Colorado State
5-6-0	1971	23-19		20 Air Force 16	Nov. 9 at Texas-El Paso
1-9-0	1970	41-17		16 Arizona St. 10	Nov. 16 Pacific
6-4-0	1969	25-27		Oct. 12 at Brigham Young	Nov. 23 at Arizona
				Oct. 19 New Mexico	
5-6-0	1973	17-38	COLORADO Oct. 5 at Air Force Series Standing Colorado Leads 12-4-0	14 LSU 42	Oct. 26 at Missouri
8-4-0	1972	7-38		0 Michigan 31	Nov. 2 Nebraska
10-2-0	1971	17-53		24 Wisconsin 21	Nov. 9 Kansas
6-5-0	1970	19-49		28 Air Force 27	Nov. 16 at Oklahoma State
8-3-0	1969	—		Oct. 12 Iowa State	Nov. 23 at Kansas State
				Oct. 19 Oklahoma	
9-3-0	1973	—	TULANE Oct. 12 at Air Force Series Standing Air Force Leads 2-0-0	17 SW Louisiana 16	Oct. 26 at Georgia Tech
6-5-0	1972	—		31 Army 14	Nov. 2 Kentucky
3-8-0	1971	—		17 West Virginia 14	Nov. 9 at Boston College
8-4-0	1970	24-3		Oct. 12 at Air Force	Nov. 16 at Vanderbilt
3-7-0	1969	—		Oct. 19 The Citadel	Nov. 23 at Louisiana State
				Nov. 30 Mississippi	
4-7-0	1973	6-42	NAVY Oct. 19 at Air Force Series Standing Tied at 3 games apiece	35 Virginia 28	Oct. 19 at Air Force
4-7-0	1972	17-21		7 Penn State 6	Oct. 26 Pittsburgh
3-8-0	1971	—		0 Michigan 52	Nov. 2 at Notre Dame
2-9-0	1970	26-3		0 Boston Col. 37	Nov. 16 at Georgia Tech
1-9-0	1969	—		Oct. 12 at Syracuse	Nov. 30 at Army
6-5-0	1973	31-14	RUTGERS Oct. 26 at New Brunswick, N.J. Series Standing Air Force Leads 1-0	16 Bucknell 14	Nov. 2 Connecticut
7-4-0	1972	—		6 Princeton 6	Nov. 9 at Lafayette
4-7-0	1971	—		24 Harvard 21	Nov. 16 Boston University
5-5-0	1970	—		Oct. 12 Lehigh	Nov. 23 Colgate
6-3-0	1969	—		Oct. 19 at William & Mary	Nov. 30 at Hawaii
				Oct. 26 Air Force	
5-6-0	1973	—	BRIGHAM YOUNG Nov. 2 at Air Force Series Standing Brigham Young Leads 1-0-0	13 Hawaii 15	Oct. 26 at Arizona
7-4-0	1972	—		6 Utah State 9	Nov. 2 at Air Force
5-6-0	1971	—		7 Iowa State 34	Nov. 9 Arizona State
3-8-0	1970	—		33 Colo. St. 33	Nov. 16 at New Mexico
6-4-0	1969	—		Oct. 12 Wyoming	Nov. 23 Utah
				Oct. 19 Texas-El Paso	
0-10-0	1973	43-10	ARMY Nov. 9 at West Point, N.Y. Series Standing Air Force Leads 4-3-1	14 Lafayette 7	Oct. 26 Holy Cross
6-4-0	1972	14-17		14 Tulane 31	Nov. 2 Vanderbilt
6-4-0	1971	20-7		14 UC Berkeley 27	Nov. 9 Air Force
1-9-1	1970	—		14 Penn St. 21	Nov. 16 at U. North Carolina
4-5-1	1969	13-6		Oct. 12 at Duke	Nov. 30 Navy
				Oct. 19 at Notre Dame	
8-3-0	1973	27-26	ARIZONA Nov. 16 at Air Force Series Standing Air Force Leads 6-2-0	17 San Diego State 10	Oct. 26 Brigham Young
4-7-0	1972	—		35 Indiana 20	Nov. 9 Colorado State
5-6-0	1971	—		15 New Mexico 10	Nov. 16 at Air Force
4-6-0	1970	23-20		42 Texas-El, Paso 13	Nov. 23 Wyoming
3-7-0	1969	—		Oct. 12 at Utah	Nov. 30 Arizona State
				Oct. 19 at Texas Tech	
11-0-0	1973	15-48	NOTRE DAME Nov. 23 at Notre Dame, Ind. Series Standing Notre Dame Leads 4-0-0	31 Georgia Tech 7	Oct. 26 Miami (Fla.)
8-3-0	1972	7-21		49 Northwestern 3	Nov. 2 at Navy
8-2-0	1971	—		21 Purdue 30	Nov. 16 Pittsburgh
10-1-0	1970	—		19 Mich. St. 14	Nov. 23 Air Force
8-2-1	1969	6-13		Oct. 12 Rice	Nov. 30 at Southern California
				Oct. 19 Army	

See This Star in the Falcons' Next Home Game

Air Force vs. Navy, Oct. 19, 1974



CLEVELAND COOPER

Tailback

Already acclaimed as one of the Naval Academy's all-time top runners, All-America candidate Cleveland Cooper performed this honor while only a junior. Going into the 1974 season, he gained 1,944 yards in two seasons, a 4.7 average. His total yardage is just one of five Naval Academy records held by the senior from Rochester, N.Y. The 5-9, 187-pounder also holds the single season rushing yardage mark of 1,046 yards; single season record for most rushes, 221; most career


rushing attempts, 413; and most total plays for all-purpose running in a season, 235. He also rushed for 1,046 yards as a sophomore, the first time in Naval Academy history a midshipman ever rushed for over a 1,000 yards in a single season. In 22 games with the varsity squad, Cooper has rushed for a 100-yard day on nine occasions. His best day was in 1973 against Virginia Military Institute, when he rushed for 176 yards on 25 carries.

"CASH for CANS"

COORS DISTRIBUTORS PAY CASH FOR ALL
ALUMINUM BEVERAGE CANS AND COORS BOTTLES



RECYCLE





1975 CHEVROLET. ALL KINDS OF CARS FOR ALL KINDS OF PEOPLE.

Small Size. Mid Size. Full Size. Whatever your needs, Chevrolet builds a car for you.

And in 1975, every Chevrolet offers engine improvements designed to help deliver smooth, responsive, efficient performance.

This year take a special look at our two new Chevy models: The sporty little Monza 2+2 and the luxurious Nova LN.

Here's just a part of our Chevy roster:

1. Nova LN Sedan.
2. Monza 2+2.
3. Impala Custom Coupe.
4. Chevelle Malibu Classic Landau Coupe.
5. Monte Carlo Landau.
6. Camaro Type LT Coupe.
7. Corvette.
8. Vega Hatchback GT.
9. Caprice Estate Wagon.
10. Caprice Classic Sport Sedan.

CHEVROLET MAKES SENSE FOR AMERICA

